



NASCO

2020-21

Membership
Profile

During the spring of 2020, NASCO conducted a survey to assess how member cooperatives were affected by COVID-19. Later that year, in the summer and fall of 2020, NASCO conducted a survey to obtain a profile of NASCO member cooperatives, the co-ops' members, and identify opportunities for improvement. This report is based on the results of those two surveys.

Both surveys were sent to all NASCO member co-ops. The first survey on COVID-19 impacts received 34 individual responses from 29 member cooperatives. The second survey on member demographics, experiences within their co-ops, and engagement with NASCO programming received 125 individual responses from members in 24 cooperatives.

Findings from the second survey, especially related to member income, employment status, and student status are likely to be greatly influenced by the social and economic impact of the COVID-19 pandemic.

While our findings are not representative of the entire co-op movement or NASCO's entire membership, responses have offered valuable insight on our member landscape. Full survey findings will be incorporated into NASCO's long-term strategic planning and inform NASCO staff on how to prioritize member needs.

We strongly encourage members and stakeholders to participate in our next member survey in fall 2021 so that we can continue to strengthen our sector-wide analysis and advocate for our community's interests.

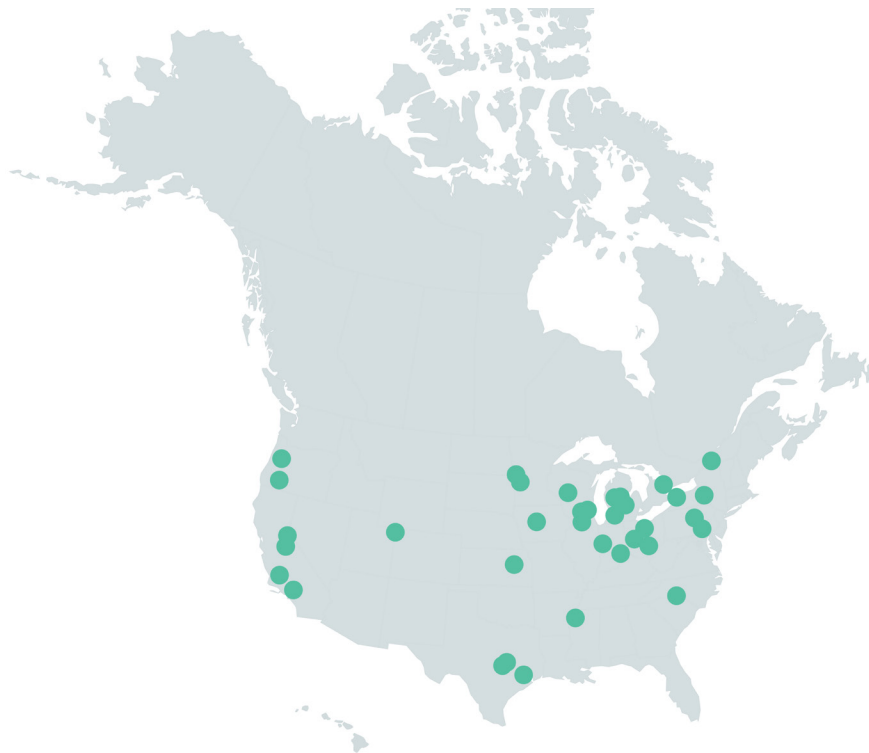
NASCO Member Co-ops

50

member co-ops in
the US and Canada

39

total co-ops
represented in
survey results



111

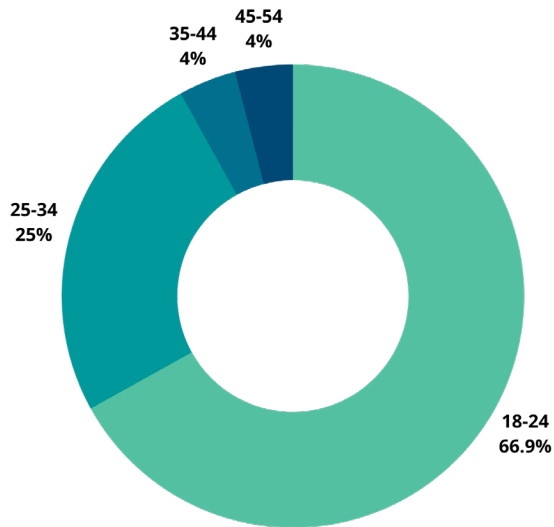
average number of
members per
co-op, by capacity

18

number of NASCO
member co-ops
serving students
only

Member Demographics

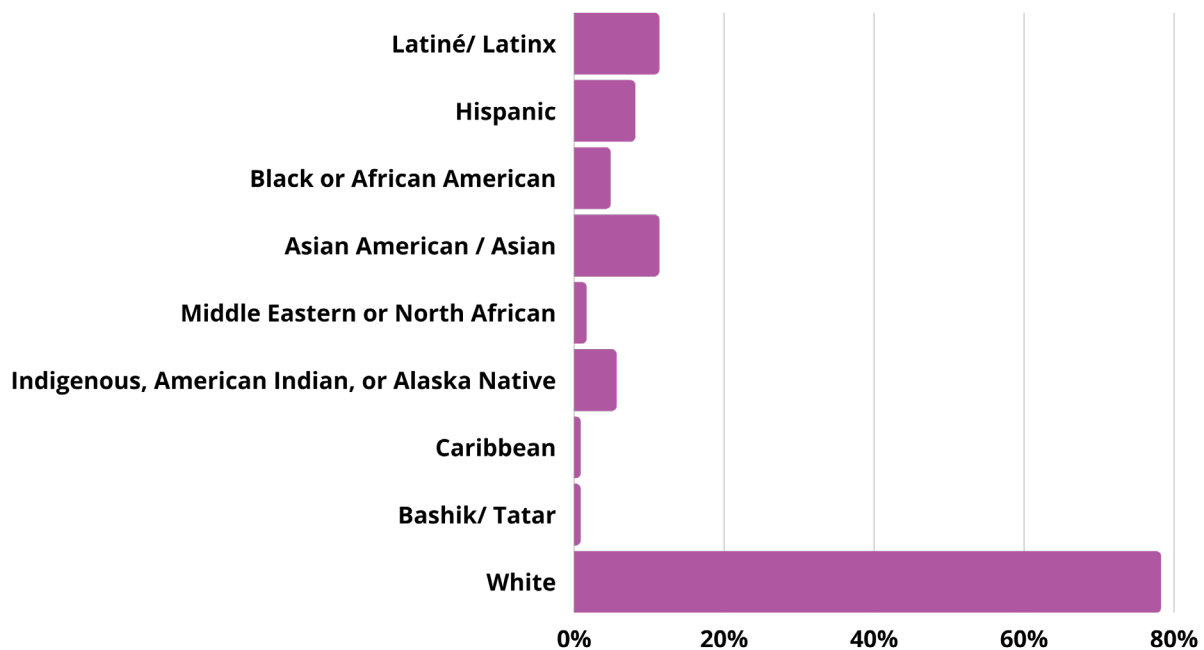
Age



Over **90%** of NASCO members who responded are **under the age of 35**.

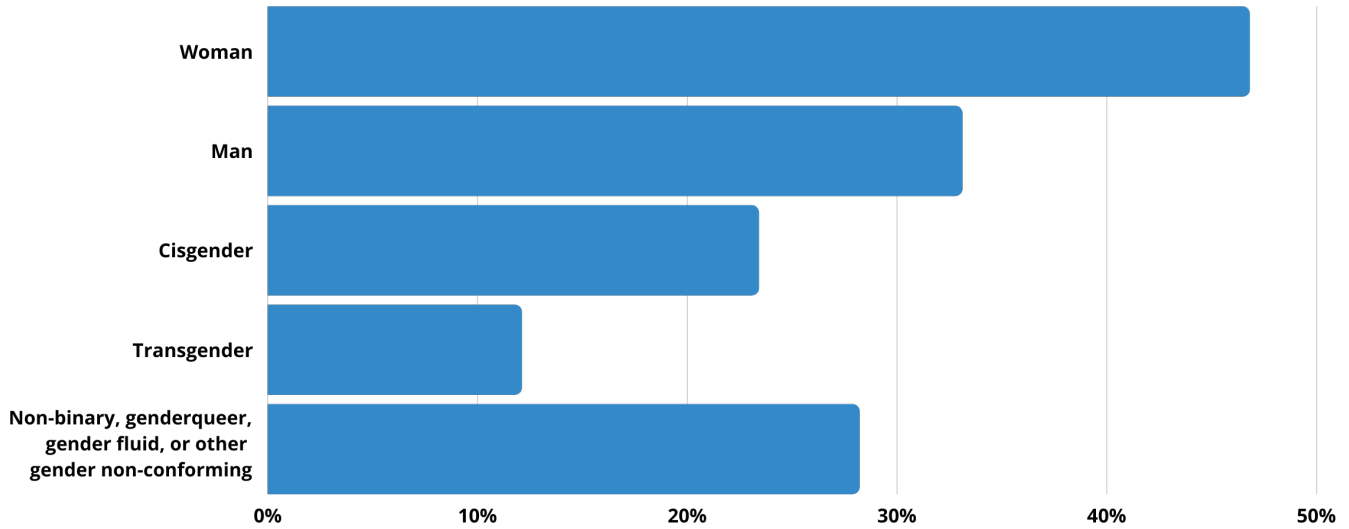
Race & Ethnicity

Respondents were given the option to select all racial and ethnic categories that apply. Responses are shown as percentages of the whole, reflecting overlap within the shown categories.



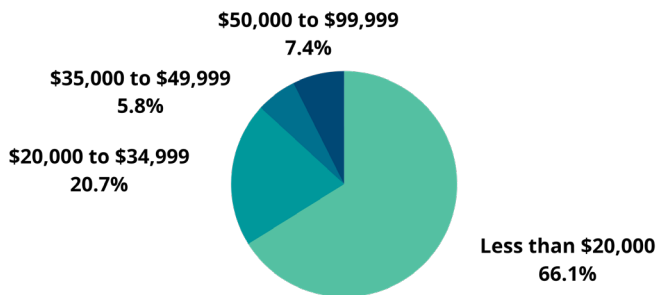
Gender

Respondents were given the option to select all options that apply. Responses are shown as percentages of the whole, reflecting overlap within the provided categories.

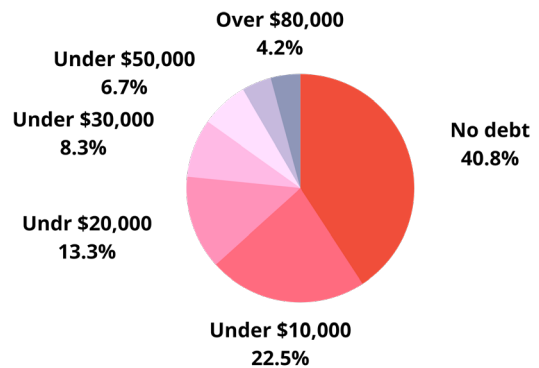


Income & Debt

Annual Individual Income

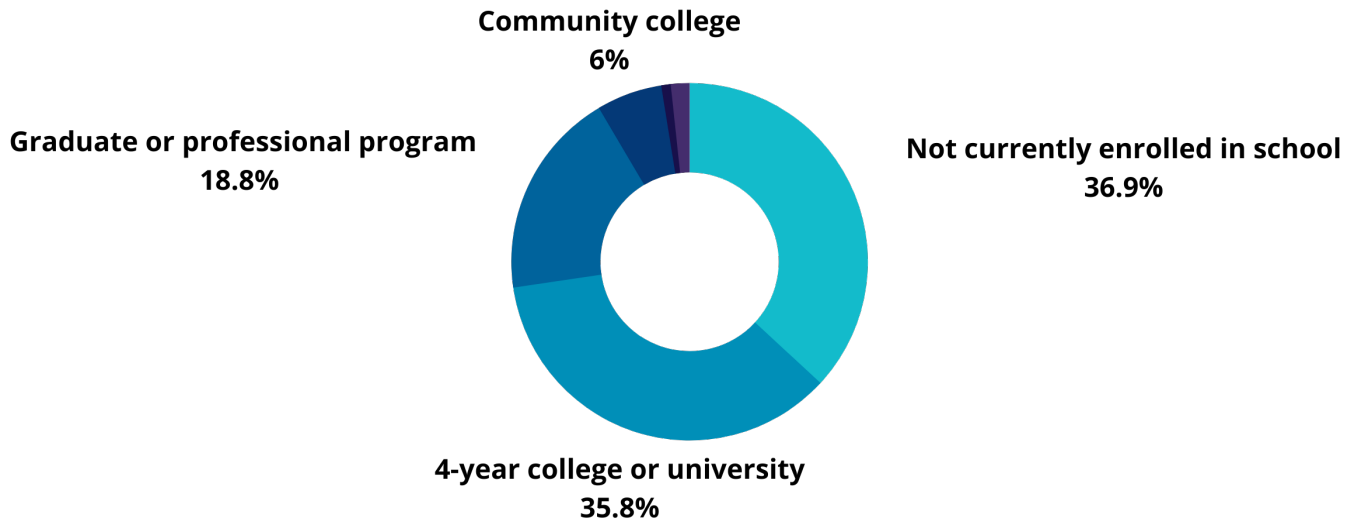


Total Undergraduate Debt



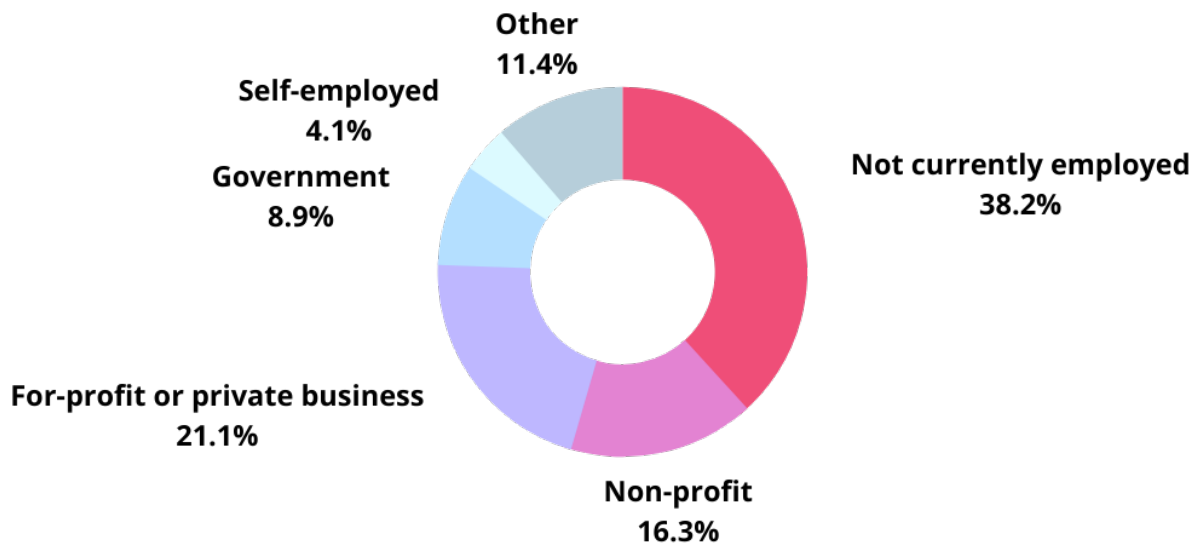
Of those who responded, **86% of members make less than \$35,000** in individual annual income. Still, **75% of members have less than \$20,000 in undergraduate debt.**

Student Status



Of those who responded, 11.1% are students of color, 6% are students with disability, and 17.9% are first-generation college students.

Employment

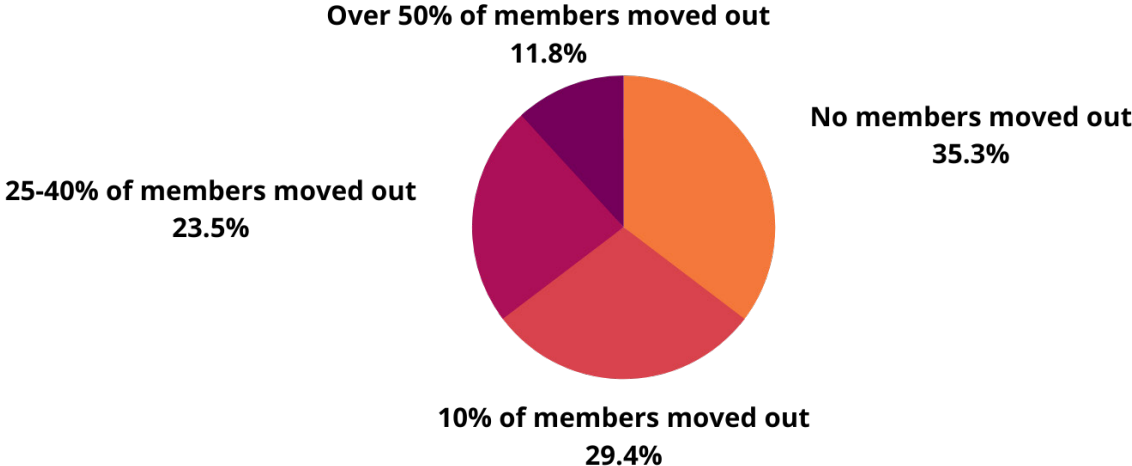


March 2020 survey findings indicate that all co-ops experienced at least some percentage of members being laid off or out of work due to COVID-19. **38.2% of respondents said that their co-op had experienced half or more members being laid off or out of work due to COVID-19.**

COVID Impacts

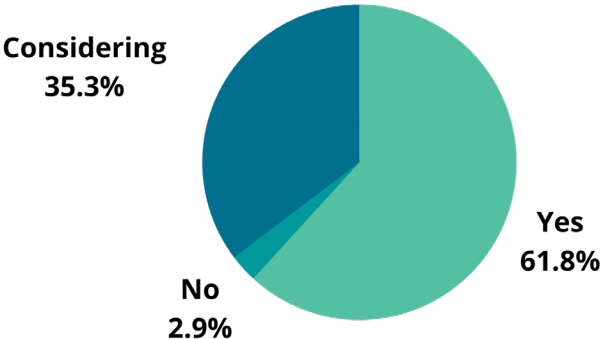
Move-outs

Respondents were asked to share what percentage of their members had moved out of the co-op because of COVID-19.



Co-op Response

Respondents were asked to share if their co-op had halted evictions for non-payment, waived rents, or taken similar measures due to the impacts of COVID-19. The 35.3% listed under "Considering" indicated that they had not yet taken measures at the time of the survey in March 2020, but were considering doing so.



Anti-Oppression Work in Co-ops

Of the responding co-ops,

60%

of co-ops have participated in community events, fundraisers, or protests aiming to dismantle oppressive systems

63%

of co-ops have hosted or received anti-oppression training at the organizational level

Survey respondents identified areas of anti-oppression where they believe their co-ops need to make a greater effort. Of those:

62.4%

said their co-op needed to make a greater effort in regards to **race**

57.6%

said their co-op needed to make a greater effort in regards to **physical and mental ability**

47.2%

said their co-op needed to make a greater effort in regards to **class background**

30.4%

said their co-op needed to make a greater effort in regards to **gender identity**



www.nasco.coop